

Recycling paint, to be used as it was initially intended, is the right thing to do! By making the conscious choice to use **ecocoat**, you are helping the environment without sacrificing price or quality. **ecocoat** is not necessarily the only paint you need; however, it is an important part of your painting project. There is no paint project that **ecocoat** cannot be part of.

ecocoat interior / exterior latex paint has an eggshell finish with the washable qualities of a semi-gloss paint. Use it on ceilings, walls, trim, fences, sheds and any other surface where other quality latex paints would normally be used. We do not recommend using **ecocoat** on walked-on surfaces or high-impact surfaces such as doors.

To ensure proper adhesion of **ecocoat** paints, repair any surface deficiencies, lightly sand the surface and ensure it is clean and clear of dust prior to painting. Prime new wood and hard, unpainted surfaces such as metal or vinyl before applying **ecocoat**. Use the table below to determine the approximate amount of **ecocoat** you need for your project.

Approximate Coverage		Square feet per gallon or pail		
		3.78L can	10L pail	18.9L pail
Drywall	New (1st Coat)	300	750	1500
	Previously Painted	400	1000	2000
Wood	New (1st Coat)	200	500	1000
	Previously Painted	300	750	1500
Stucco	New (1st Coat)	150	375	750
	Previously Painted	200	500	1000
Vertical Concrete	New (1st Coat)	250	625	1250
	Previously Painted	350	875	1750
Cinder Block	New (1st Coat)	100	250	500
	Previously Painted	200	500	1000

The Nautical

COLLECTION

Calibre Environmental Ltd.

6224 - 29 Street S.E., Calgary, Alberta, T2C 1W3

Tel: 403.287.7726 • Toll Free: 888.287.7728



Made in Canada

Recycled **ecocoat**

The Nautical

COLLECTION



12 NEW CHOICES

Introducing *The Nautical Collection* – twelve new colours named for the seas to complement our original fourteen named for the parklands. All 26 **ecocoat** colours are now available!

THE ENVIRONMENTAL CHOICE

Every gallon of recycled paint used prevents 115 pounds of carbon from being released into the atmosphere.

...

THE PERFORMANCE CHOICE


High solid content provides premium quality hide and cover.

...

THE ECONOMIC CHOICE


ecocoat performs as well as a more expensive virgin product.

Interior / Exterior




Canvas Sail

The Nautical COLLECTION



Coral Reef




Sand Rift

*The Nautical Collection is a secondary line of colours, created by mixing the original **ecocoat** colours together – we do not add any virgin tint! Because these are secondary colours which are made in smaller batch sizes, the colour differences between batches can be slightly greater than with our original 14 colours. Please check the actual paint swatch on each container before you buy, and buy enough paint from the same batch # to finish your project. If batch #'s of the same colour are different, then box the paint together to ensure a consistent colour. Thank you!*




Clear Day




Clam Shell

ecocoat Benefits

ecocoat usually dries to the touch within one hour, and a second coat can be applied after two hours. When applying **ecocoat** by brush, roller or sprayer, you get minimal splatter and super coverage over old and primed new wood, drywall, stucco, vertical concrete and cinder block, both indoors and out!




Iceberg




Morning Fog

Premium Quality ecocoat

ecocoat recycled latex paint meets or beats the standards of more expensive new paint.




Pirate's Gold



Storm Clouds

Save Money with ecocoat


ecocoat will perform at least as well on any surface where a virgin, low-sheen acrylic latex is typically used.



Ocean Rose


Tips for Using ecocoat

- When painting over new or previously painted darker colours, at least two coats are suggested. If painting over a similar or lighter colour, a single coat of **ecocoat** is sometimes sufficient.
- Due to the nature of **ecocoat** premium performance recycled paint, we cannot guarantee exact colour matches from batch to batch. We do, however, strive for colour consistency.
- To minimize potential colour issues, be sure to purchase enough paint from the same batch for each project (listed on the label of each pail).
- Touch-ups in the middle of a surface are not recommended. We suggest painting from corner to corner to minimize noticeable differences from previously painted walls.



Gulf Stream

ecocoat colours represented here are approximations only. See the colour swatch on each pail for the exact colour.



Sailor's Delight